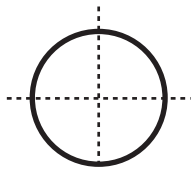




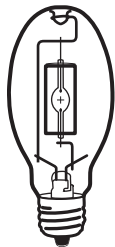
UNI-FORM
PULSE START METAL HALIDE LIGHTING SYSTEMS

SUPER PULSE START
Ceramic (SPC)
Ceramic Metal Halide



Universal
Any Position

ED28



Dia. = 3.5" (90mm)
MOL = 8.3" (211mm)
LCL = 5.0" (127mm)
Base = Mogul (EX39)

MPC 210W/C/U/ED28/PS/942

GENERAL Characteristics

Lamp Type	MH Pulse Start Single Ended
ANSI Code	C183/O
Bulb Shape	ED28
Base Type	Mogul (EX39)
Bulb Finish	Coated
Rated Life	30000 hours
Operating Position	Universal

ELECTRICAL

Lamp Watts	210
Lamp Oper. Voltage (Nom.)	100

PHOTOMETRIC

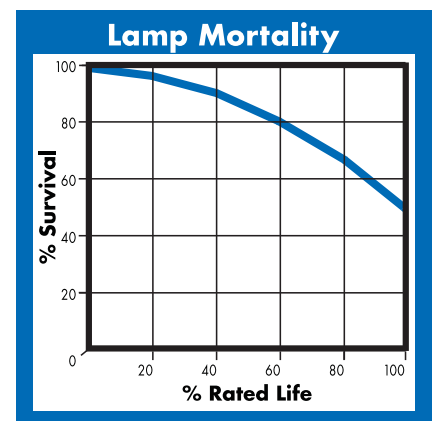
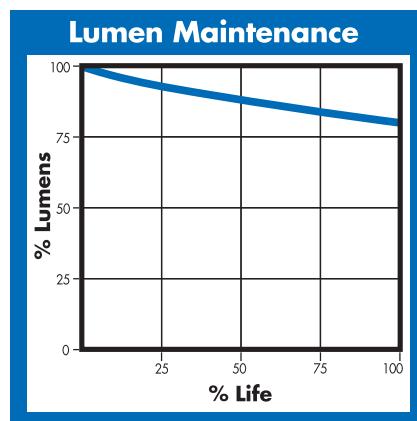
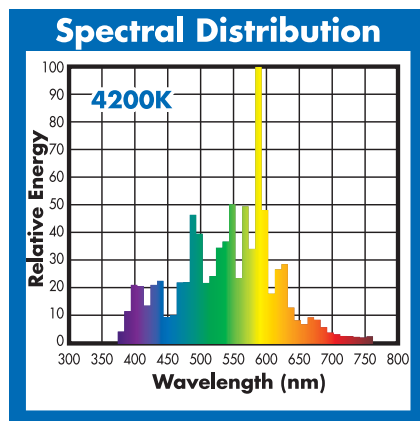
Initial Lumens	21700
Lumens Per Watt	103
Lamp Lumen Depreciation (LLD)	0.90 (90%) @ 12000 hours
Correlated Color Temperature	4200K
Chromaticity Coordinates (CIE-x,y)	- -
Color Rendering Index (CRI) R_a	90

PHYSICAL

Bulb Diameter	3.5" (90mm)
Max. Overall Length (MOL)	8.3" (211mm)
Light Center Length (LCL)	5.0" (127mm)
Effective Arc Length	N/A
Max. Base Temperature (°C)	210
Max. Bulb Temperature (°C)	400
Socket Pulse Rating (KV)	4
Luminaire Type	Open / Enclosed Rated

NOTES

- Lamp performance ratings published in this data sheet are based upon operation with approved electronic ballasts.
- To calculate nighttime Scotopic lumens, multiply the lumen rating by the S/P ratio (1.7).



(800) 451-2606

7905 Cochran Road, Suite 300

Glenwillow, Ohio 44139 USA

E-mail: Venture_Lighting@VentureLighting.com

VentureLighting.com

THIS LAMP CONFORMS TO FEDERAL STANDARD 21 CFR 1040.30

Complies with (CE), Low Voltage (CE), WEEE and RoHS Directives

Warning: This lamp can cause skin burn and eye inflammation from shortwave ultraviolet radiation if outer envelope of the lamp is broken or punctured. Do not use where people will remain for more than a few minutes unless adequate shielding or other safety precautions are used. Lamps that will automatically extinguish when outer envelope is broken or punctured are commercially available.