

# 250 Watt Probe Start Lamp

# 24785 DATA SHEET

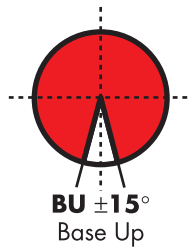


## White-Lux®

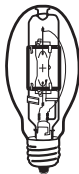
Retrofit Lamps  
for HPS Fixtures

Switch To Bright,  
White Light  
From Existing  
HPS Fixtures

As Simple as a  
Change of a Lamp



### ED28



Dia. = 3.5" (90mm)  
MOL = 8.3" (211mm)  
LCL = 5.0" (127mm)  
Base = Mogul (EX39)

(800) 451-2606  
or (440) 248-3510

Fax: (800) 451-2605  
7905 Cochran Road  
Glenwillow, Ohio 44139 USA  
E-mail: [venture@adlt.com](mailto:venture@adlt.com)  
**VentureLighting.com**

## MPI 250W/BU/LU GENERAL Characteristics

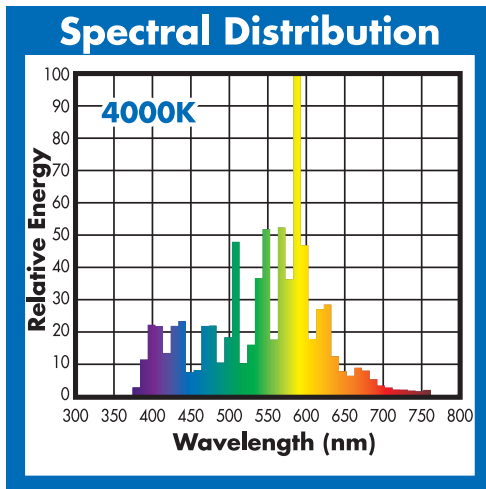
Lamp Type	Standard MH Single Ended
ANSI Code	S50/O Compatible
Bulb Shape	ED28
Base Type	Mogul (EX39)
Bulb Finish	Clear
Rated Life	10000 hours
Operating Position	Base Up $\pm 15^\circ$
Dimming	50% Rated Power

## PHOTOMETRIC

Initial Lumens	19000
Scotopic Lumens (S/P 1.7)	32000
Lumens Per Watt	70
Lamp Lumen Depreciation (LLD)	.65 (65%) @ 4000 hours
Correlated Color Temperature	4000K
Chromaticity Coordinates (CIE-x,y)	.385 .390
Color Rendering Index (CRI) or (Ra)	65

## PHYSICAL

Bulb Diameter	3.5" (90mm)
Max. Overall Length (MOL)	8.3" (211mm)
Light Center Length (LCL)	5.0" (127mm)
Effective Arc Length	26 mm
Max. Base Temperature ( $^\circ\text{C}$ )	210
Max. Bulb Temperature ( $^\circ\text{C}$ )	400
Socket Pulse Rating (KV)	4
Luminaire Type	Open / Enclosed Rated



Complies with (CE), Low Voltage (CE), WEEE and RoHS Directives

**Warning:** This lamp can cause skin burn and eye inflammation from shortwave ultraviolet radiation if outer envelope of the lamp is broken or punctured. Do not use where people will remain for more than a few minutes unless adequate shielding or other safety precautions are used. Lamps that will automatically extinguish when outer envelope is broken or punctured are commercially available.

## ELECTRICAL

Lamp Watts	270
Lamp Oper. Voltage (Nom.)	-
Metal Halide Replacement for	LU 250

## SUSTAINABILITY

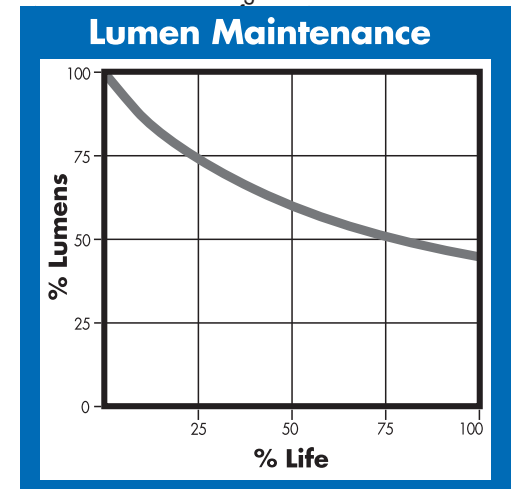
Recycling Program	Smartpac® 800-451-2606
-------------------	------------------------

## NOTES

Lamp performance ratings published in this data sheet are based on operation with magnetic ballasts. Performance of position-rated lamps outside of their tolerances will result in poor performance. Dimming applicable only when lamp is installed in the Base Up  $\pm 15^\circ$  ( $\text{BU} \pm 15^\circ$ ) position. To calculate nighttime Scotopic lumens, multiply the lumen rating by the S/P ratio.

## Change Just the Lamp:

- Complete electrical compatibility with HPS systems
- Designed for photometric compatibility with HPS systems
- Clear and coated outer jacket options
- Shrouded open-rated lamps available in 250 and 400 watts
- Excellent color rendering



This Product is Recyclable Through  Smartpac  
FOR RECYCLING PURPOSES

Revision: 09/16/2014 # 1037-8