

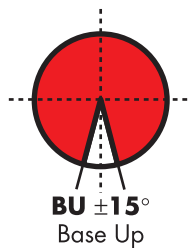


## Energy Master<sup>®</sup>

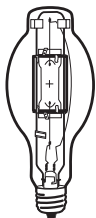
Energy Saving  
Probe Start  
Metal Halide  
Retrofit Lamps

**Change Just the  
Lamp and Save**

As Simple as a  
Change of a Lamp



**BT37**



Dia. = 4.6" (120mm)  
MOL = 11.5" (292mm)  
LCL = 7.0" (178mm)  
Base = Mogul (EX39)

**(800) 451-2606**  
**or (440) 248-3510**

Fax: (800) 451-2605  
7905 Cochran Road  
Glenwillow, Ohio 44139 USA  
E-mail: [venture@adlt.com](mailto:venture@adlt.com)  
**VentureLighting.com**

## MPI 360W/BU/EM

### GENERAL Characteristics

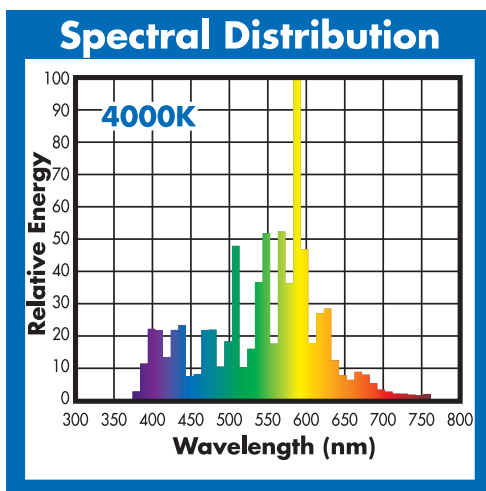
Lamp Type	Standard MH Single Ended
ANSI Code	M165/O (M59/O Comp.)
Bulb Shape	BT37
Base Type	Mogul (EX39)
Bulb Finish	Clear
Rated Life	20000 hours
Operating Position	Base Up ±15°
Dimming	50% Rated Power

### PHOTOMETRIC

Initial Lumens	36000
Scotopic Lumens (S/P 1.7)	61000
Lumens Per Watt	100
Lamp Lumen Depreciation (LLD)	.65 (65%) @ 8000 hours
Correlated Color Temperature	4000K
Chromaticity Coordinates (CIE-x,y)	.385 .390
Color Rendering Index (CRI) or (Ra)	65

### PHYSICAL

Bulb Diameter	4.6" (120mm)
Max. Overall Length (MOL)	11.5" (292mm)
Light Center Length (LCL)	7.0" (178mm)
Effective Arc Length	31.2 mm
Max. Base Temperature (°C)	210
Max. Bulb Temperature (°C)	400
Socket Pulse Rating (KV)	-
Luminaire Type	Open / Enclosed Rated



Complies with (CE), Low Voltage (CE), WEEE and RoHS Directives

**Warning:** This lamp can cause skin burn and eye inflammation from shortwave ultraviolet radiation if outer envelope of the lamp is broken or punctured. Do not use where people will remain for more than a few minutes unless adequate shielding or other safety precautions are used. Lamps that will automatically extinguish when outer envelope is broken or punctured are commercially available.

### ELECTRICAL

Lamp Watts	360
Lamp Oper. Voltage (Nom.)	120
Energy Saving Replacement for	400W Probe Start MH
Watts Saved	40

### SUSTAINABILITY

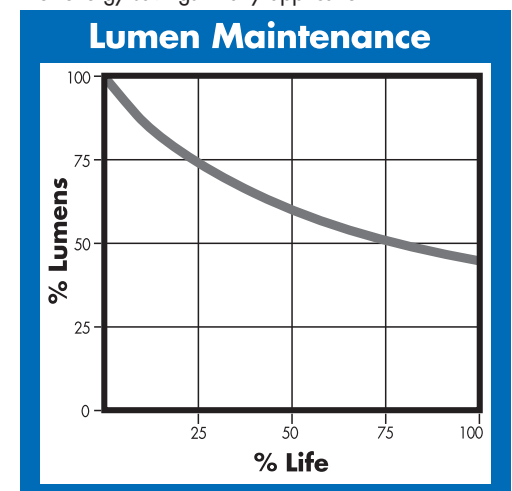
Recycling Program	Smartpac <sup>®</sup> 800-451-2606
-------------------	------------------------------------

### NOTES

Lamp performance ratings published in this data sheet are based on operation with magnetic ballasts. Performance of position-rated lamps outside of their tolerances will result in poor performance. Dimming applicable only when lamp is installed in the Base Up ±15° (BU±15°) position. To calculate nighttime Scotopic lumens, multiply the lumen rating by the S/P ratio.

### Change Just the Lamp:

- No need to change luminaires or ballasts
- Save on energy consumption
- Safe alternative - Open-rated lamps available in 360 watt standard probe start metal halide lamps
- Indoor or outdoor, Energy Master lamps are perfect for energy savings in any application



This Product is Recyclable Through Smartpac