


# 400 Watt Pulse Start Lamp

# 15619 DATA SHEET



**UNI-FORM**  
PULSE START METAL HALIDE LIGHTING SYSTEMS

**SUPER PULSE START**  
**Long Life (SPL)**  
*Extended Life Lamps*



**BT37**

Dia. = 4.6" (120mm)  
MOL = 11.5" (292mm)  
LCL = 7.0" (178mm)  
Base = Mogul (E39)

**(800) 451-2606**  
**or (440) 248-3510**

Fax: (800) 451-2605  
7905 Cochran Road  
Glenwillow, Ohio 44139 USA  
E-mail: [venture@adlt.com](mailto:venture@adlt.com)  
**VentureLighting.com**

## MHL 400W/H75/BT37/PS/740

### GENERAL Characteristics

Lamp Type	MH Pulse Start Single Ended
ANSI Code	M135, M155/E
Bulb Shape	BT37
Base Type	Mogul (E39)
Bulb Finish	Clear
Rated Life	40000 hours
Operating Position	Horizontal ±75°
Dimming	50% Rated Power

### PHOTOMETRIC

Initial Lumens	40000
Scotopic Lumens (S/P 1.7)	68000
Lumens Per Watt	100
Lamp Lumen Depreciation (LLD)	.80 (80%) @ 16000 hours
Correlated Color Temperature	4000K
Chromaticity Coordinates (CIE-x,y)	.385 .390
Color Rendering Index (CRI)	68

### PHYSICAL

Bulb Diameter	4.6" (120mm)
Max. Overall Length (MOL)	11.5" (292mm)
Light Center Length (LCL)	7.0" (178mm)
Effective Arc Length	43.9mm
Max. Base Temperature (°C)	230
Max. Bulb Temperature (°C)	450
Socket Pulse Rating (KV)	4
Luminaire Type	Enclosed Rated

### ELECTRICAL

Lamp Watts	400
Lamp Oper. Voltage (Nom.)	135

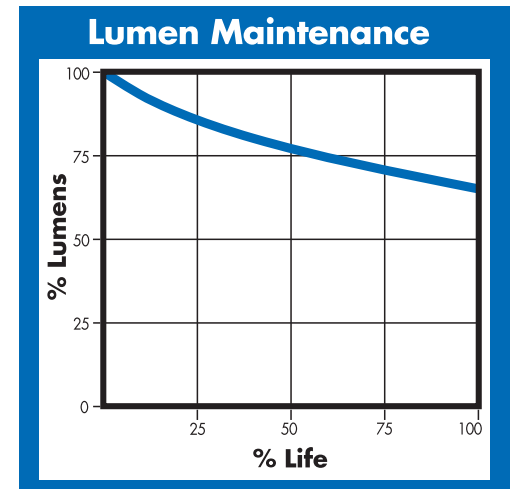
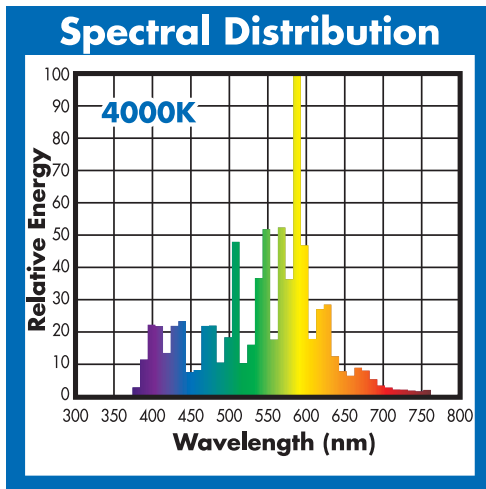
### SUSTAINABILITY

Recycling Program	Smartpac® 800-451-2606
Picograms Hg per Mean Lumen Hour	61
MR-Credit 4 Reduced Mercury in Lamps	1 LEED point
EISA 2007 Compliant	Yes

### NOTES

Lamp performance ratings published in this data sheet are based on operation with magnetic ballasts. Performance of position-rated lamps outside of their tolerances will result in poor performance. Minimum Starting Temperature: -40°C/°F. To calculate nighttime Scotopic lumens, multiply the lumen rating by the S/P ratio.

Patent Pending



THIS LAMP CONFORMS TO FEDERAL STANDARD 21 CFR 1040.30

**Warning:** This lamp can cause skin burn and eye inflammation from shortwave ultraviolet radiation if outer envelope of the lamp is broken or punctured. Do not use where people will remain for more than a few minutes unless adequate shielding or other safety precautions are used. Lamps that will automatically extinguish when outer envelope is broken or punctured are commercially available.

This Product is Recyclable Through **Smartpac**  
THE RECYCLING RESOURCE