

200 Watt Pulse Start Lamp

51716 DATA SHEET



UNI-FORM
PULSE START METAL HALIDE LIGHTING SYSTEMS

MH 200W/C/U/ED28/PS/737 GENERAL Characteristics

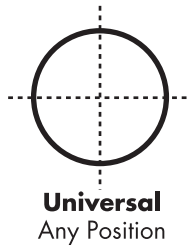
Lamp Type	MH Pulse Start Single Ended
ANSI Code	M136/E
Bulb Shape	ED28
Base Type	Mogul (E39)
Bulb Finish	Coated
Rated Life (V)	20000 hours
Rated Life (H)	15000 hours
Operating Position	Universal

ELECTRICAL

Lamp Watts	200
Lamp Oper. Voltage (Nom.)	132

SUSTAINABILITY

Mercury Amount (mg)	20.0
Picograms of Hg per Mean Lumen Hour (V)	63



PHOTOMETRIC

Initial Lumens / LPW (V)	20000 / 100
Initial Lumens / LPW (H)	18000 / 90
Lamp Lumen Depreciation (LLD)	0.80 (80%) @ 8000 hours
Correlated Color Temperature	3700K
Chromaticity Coordinates (CIE-x,y)	.395 .390
Color Rendering Index (CRI) R_a	70

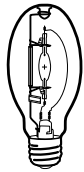
NOTES

- Lamp performance ratings published in this data sheet are based upon operation with approved electronic ballasts.
- Operation of position-rated lamps outside of their tolerances will result in poor performance.
- Nominal color temperature rating is based on Vertical ($\pm 15^\circ$) operation of the lamp. Off-vertical positions will result in higher color temperature.
- Minimum Starting Temperature: $-40^\circ\text{C}/^\circ\text{F}$.
- * At minimum ANSI ballast input voltage.

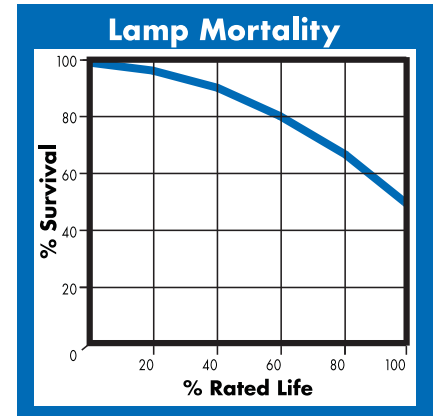
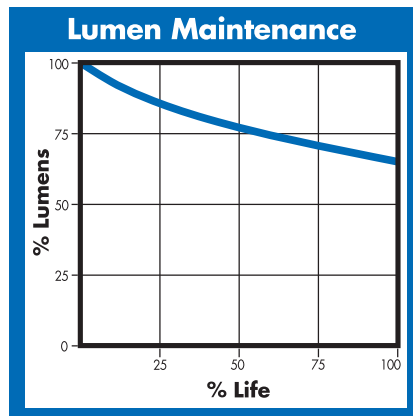
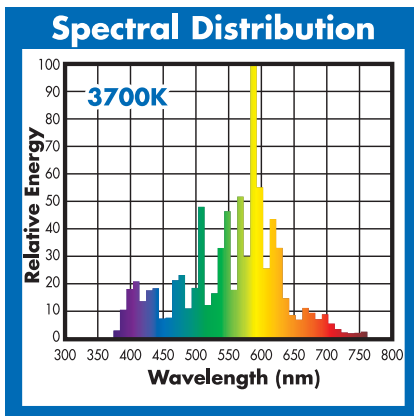
PHYSICAL

Bulb Diameter	3.5" (90mm)
Max. Overall Length (MOL)	8.3" (211mm)
Light Center Length (LCL)	5.0" (127mm)
Effective Arc Length	N/A
Max. Base Temperature ($^\circ\text{C}$)	210
Max. Bulb Temperature ($^\circ\text{C}$)	400
Socket Pulse Rating (KV)	4
Luminaire Type	Enclosed Rated

ED28



Dia. = 3.5" (90mm)
MOL = 8.3" (211mm)
LCL = 5.0" (127mm)
Base = Mogul (E39)



(800) 451-2606

7905 Cochran Road, Suite 300
Glenwillow, Ohio 44139 USA

E-mail: Venture_Lighting@VentureLighting.com

VentureLighting.com

THIS LAMP CONFORMS TO FEDERAL STANDARD 21 CFR 1040.30
Complies with (CE), Low Voltage (CE), WEEE and RoHS Directives

Warning: This lamp can cause skin burn and eye inflammation from shortwave ultraviolet radiation if outer envelope of the lamp is broken or punctured. Do not use where people will remain for more than a few minutes unless adequate shielding or other safety precautions are used. Lamps that will automatically extinguish when outer envelope is broken or punctured are commercially available.