

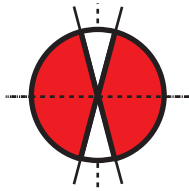
400 Watt Pulse Start Lamp

61147 DATA SHEET



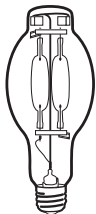
UNI-FORM
PULSE START METAL HALIDE LIGHTING SYSTEMS

SUPER PULSE START
Long Life (SPL)
Extended Life Lamps



Vertical $\pm 15^\circ$

BT37



Dia. = 4.6" (120mm)
MOL = 11.5" (292mm)
LCL = 7.0" (178mm)
Base = Mogul (E39)

(800) 451-2606
or (440) 248-3510

Fax: (800) 451-2605
7905 Cochran Road
Glenwillow, Ohio 44139 USA
E-mail: venture@adlt.com
VentureLighting.com

MHL 400W/C/V/BT37/PS/737

GENERAL Characteristics

Lamp Type	MH Pulse Start Single Ended
ANSI Code	M155/E
Bulb Shape	BT37
Base Type	Mogul (E39)
Bulb Finish	Coated
Rated Life	40000 hours
Operating Position	Vertical $\pm 15^\circ$
Dimming	50% Rated Power

PHOTOMETRIC

Initial Lumens	39000
Scotopic Lumens (S/P 1.7)	66000
Lumens Per Watt	98
Lamp Lumen Depreciation (LLD)	.86 (86%) @ 16000 hours
Correlated Color Temperature	3700K
Chromaticity Coordinates (CIE-x,y)	.395 .390
Color Rendering Index (CRI)	70

PHYSICAL

Bulb Diameter	4.6" (120mm)
Max. Overall Length (MOL)	11.5" (292mm)
Light Center Length (LCL)	7.0" (178mm)
Effective Arc Length	N/A
Max. Base Temperature ($^\circ\text{C}$)	230
Max. Bulb Temperature ($^\circ\text{C}$)	450
Socket Pulse Rating (KV)	4
Luminaire Type	Enclosed Rated

ELECTRICAL

Lamp Watts	400
Lamp Oper. Voltage (Nom.)	135

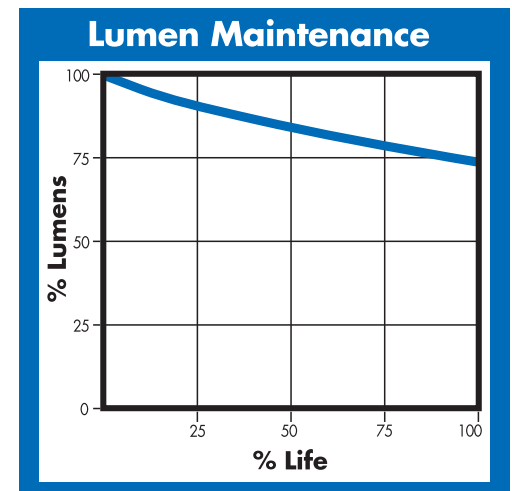
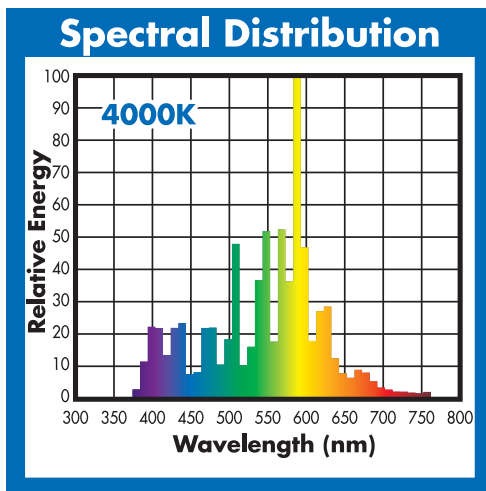
SUSTAINABILITY

Recycling Program	Smartpac [®] 800-451-2606
Picograms Hg per Mean Lumen Hour	57
MR-Credit 4 Reduced Mercury in Lamps	1 LEED point
EISA 2007 Compliant	Yes

NOTES

Lamp performance ratings published in this data sheet are based on operation with approved electronic ballasts. Performance of position-rated lamps outside of their tolerances will result in poor performance. Minimum Starting Temperature: $-40^\circ\text{C}/^\circ\text{F}$. To calculate nighttime Scotopic lumens, multiply the lumen rating by the S/P ratio.

Patent Pending



THIS LAMP CONFORMS TO FEDERAL STANDARD 21 CFR 1040.30

Warning: This lamp can cause skin burn and eye inflammation from shortwave ultraviolet radiation if outer envelope of the lamp is broken or punctured. Do not use where people will remain for more than a few minutes unless adequate shielding or other safety precautions are used. Lamps that will automatically extinguish when outer envelope is broken or punctured are commercially available.

This Product is Recyclable Through Smartpac