

350 Watt Pulse Start Lamp

74626 DATA SHEET

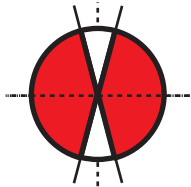


UNI-FORM
PULSE START METAL HALIDE LIGHTING SYSTEMS


SUPER PULSE START

Long Life (SPL)

Extended Life Lamps



Vertical $\pm 15^\circ$



Dia. = 4.6" (120mm)
MOL = 11.5" (292mm)
LCL = 7.0" (178mm)
Base = Mogul (E39)

MHL 350W/C/V/BT37/PS/737 GENERAL Characteristics

Lamp Type	MH Pulse Start Single Ended
ANSI Code	M131/E
Bulb Shape	BT37
Base Type	Mogul (E39)
Bulb Finish	Coated
Rated Life	40000 hours
Operating Position	Vertical $\pm 15^\circ$

ELECTRICAL

Lamp Watts	350
Lamp Oper. Voltage (Nom.)	135

SUSTAINABILITY

Mercury Amount (mg)	77.0
Picograms of Hg per Mean Lumen Hour	68

PHOTOMETRIC

Initial Lumens	33000
Lumens Per Watt	94
Lamp Lumen Depreciation (LLD)	0.86 (86%) @ 16000 hours
Correlated Color Temperature	3700K
Chromaticity Coordinates (CIE-x,y)	.395 .390
Color Rendering Index (CRI) R_a	70

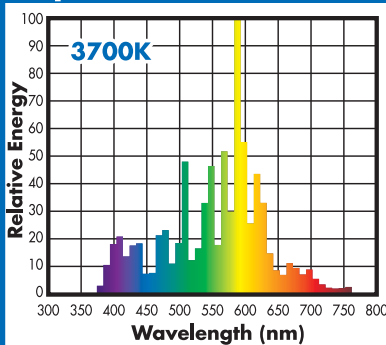
PHYSICAL

Bulb Diameter	4.6" (120mm)
Max. Overall Length (MOL)	11.5" (292mm)
Light Center Length (LCL)	7.0" (178mm)
Effective Arc Length	N/A
Max. Base Temperature ($^\circ\text{C}$)	230
Max. Bulb Temperature ($^\circ\text{C}$)	450
Socket Pulse Rating (KV)	4
Luminaire Type	Enclosed Rated

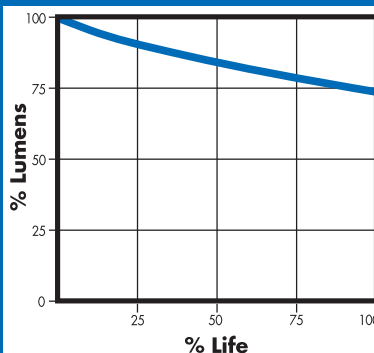
NOTES

- Lamp performance ratings published in this data sheet are based upon operation with approved electronic ballasts.
- Operation of position-rated lamps outside of their tolerances will result in poor performance.
- Minimum Starting Temperature: $-40^\circ\text{C}/^\circ\text{F}$.
- To calculate nighttime Scotopic lumens, multiply the lumen rating by the S/P ratio (1.7).

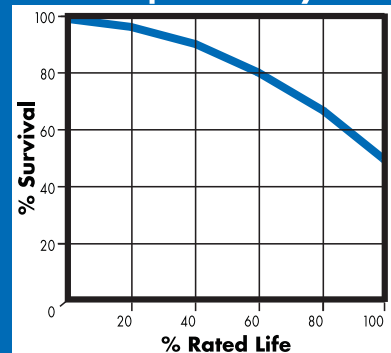
Spectral Distribution



Lumen Maintenance



Lamp Mortality



(800) 451-2606

7905 Cochran Road, Suite 300
Glenwillow, Ohio 44139 USA

E-mail: Venture_Lighting@VentureLighting.com

VentureLighting.com

THIS LAMP CONFORMS TO FEDERAL STANDARD 21 CFR 1040.30
Complies with (CE), Low Voltage (CE), WEEE and RoHS Directives

Warning: This lamp can cause skin burn and eye inflammation from shortwave ultraviolet radiation if outer envelope of the lamp is broken or punctured. Do not use where people will remain for more than a few minutes unless adequate shielding or other safety precautions are used. Lamps that will automatically extinguish when outer envelope is broken or punctured are commercially available.