

210 Watt RIO Roadway Type II Lamp Module

RIO: RETROFIT INTEGRATED OPTICS METAL HALIDE SYSTEM FOR STREET AND AREA LIGHTING

DATA SHEET



SUPER PULSE START
Ceramic (SPC)
 Ceramic Metal Halide

RIO 210W/T9/942/TYP2-RD/E39

GENERAL Characteristics

Lamp Type	Ceramic Metal Halide
ANSI Code	C183/E
Base Type	Mogul (E39)
Bulb Finish	Clear
Rated Life	30000 hours
Operating Position	Horizontal
Dimming	N/A

PHOTOMETRIC

Initial Lumens	23000
Scotopic Lumens (S/P 1.7)	39000
Lumens Per Watt	110
Lamp Lumen Depreciation (LLD)	0.89 (89%) @12000 hrs
Correlated Color Temperature	4200K
Chromaticity Coordinates (CIE-x,y)	.373 .366
Color Rendering Index (CRI)	90
Light Distribution	IES Type II

PHYSICAL

Dimensions	See Diagrams Below
Luminaire Type	Enclosed Rated

KIT ORDERING

Kit Order Code: RI05926	electronic ballast (208-240)
Kit Order Code: RI03815	electronic ballast (277)
Kit Order Code: RI01568	magnetic ballast (120/208/240/277)
Kit Order Code: RI03723	magnetic ballast (120/277/347)
Kit Order Code: RI05714	magnetic ballast (480)

ELECTRICAL

Lamp Watts	210
Lamp Oper. Voltage (Nom.)	100

SUSTAINABILITY

Recycling Program	Smartpac® 800-451-2606
-------------------	------------------------

OPTICS

Free formed SUPRAX™ optics with ultra smooth glass surfaces and dichroic anti-frost coating

NOTES

Lamp performance ratings published in this data sheet are based on operation with approved magnetic ballasts. To calculate nighttime Scotopic lumens, multiply the lumen rating by the S/P ratio.

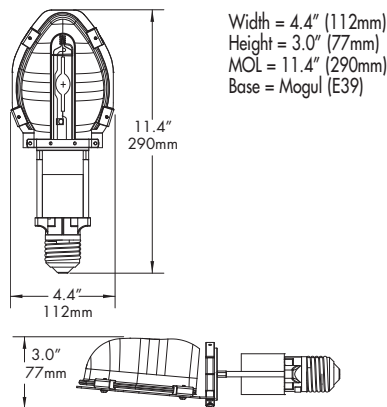
Kit includes lamp module, MH lamp, ballast and ballast mounting strap

Electronic ballast kits include external surge protection

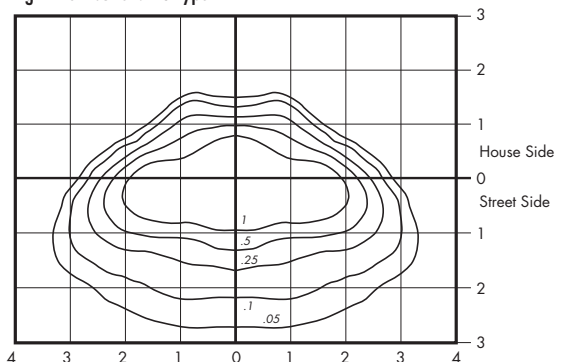
Patented Design

Revision Date: 1/22/15

Production Status: Production



Light Distribution: IES Type II



'Cobrahead' Streetlight | Clear Flat Lens | Uptilted Davit Arm | 30 Foot Mounting Height
 Distribution shown is for 140W ROADWAY RIO

(800) 451-2606
or (440) 248-3510
 Fax: (800) 451-2605
 7905 Cochran Road
 Glenwillow, Ohio 44139 USA
 E-mail: venture@adlt.com
VentureLighting.com



VENTURE
LIGHTING

Ventronic™

Electronic Ballast for 210W

MECHANICAL Specifications

Weight	4.50lbs (2.04kg)
Case Dimensions	See Diagram Below
Remote Operation (Max.)	6ft (2.0m)

THERMAL Specifications

Maximum Case Temperature (Tc)	185°F (85°C)
Minimum Starting Temperature	-4°F (-20°C)

REGULATORY Specifications

Regulatory Marks	UL CSA EISA Compliant
------------------	-----------------------

INPUT

Input Voltage Range	200-277
Frequency	50/60Hz
Power Factor (Min.)	0.90
Input Connection	Side exit leads
Input Current	1.2A@200V; 0.82A@277V
Input Power	229W@200V; 227W@277V

OUTPUT

Ignitor Voltage	4 kV Max
-----------------	----------

ANSI Codes

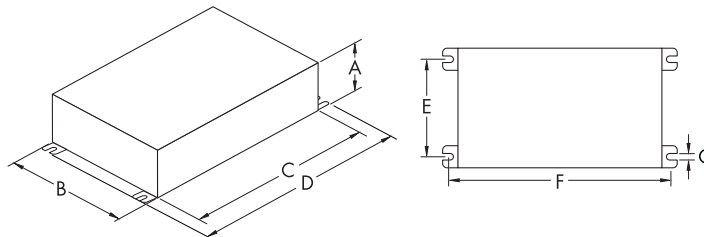
210W Lamp	C183
-----------	------

NOTES

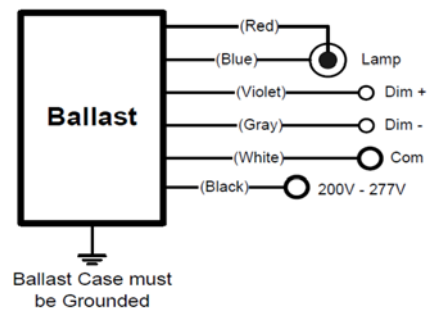
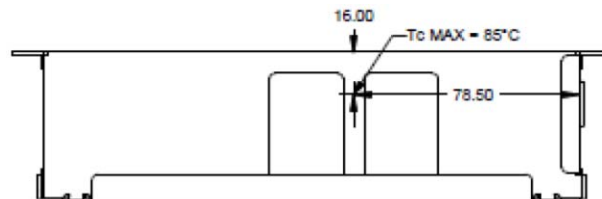
- Use of an external surge suppression device is recommended for outdoor use
- All leads are 11" long +/- 1"
- Ballast output will shutdown after 20 minutes if lamp fails to ignite
- Power must be cycled off - then on, after replacing lamp
- Ballast automatically operates lamp at 100% power for 10 minutes before allowing lamp to dim. 30 seconds fade to 50%, 3 seconds up to 100%
- Minimum dimming level = 50% of nominal lamp power
- Maximum dimming control current is 0.5 mA per ballast
- See case TC location in diagram below

Revision Date	12/11/2014
Production Status	Active

VEN6



Case height = 2.2" (56mm)
 Case width = 4.9" (124mm)
 Case length = 7.5" (191mm)
 Overall length = 8.2" (208mm)
 Mounting width = 3.4" (86mm)
 Mounting length = 7.7" (196mm)



(800) 451-2606
or (440) 248-3510

Fax: (800) 451-2605
 7905 Cochran Road
 Glenwillow, Ohio 44139 USA
 E-mail: venture@adlt.com
VentureLighting.com



EISA Compliant

Data is based on tests performed in a controlled environment and is representative of relative performance. Actual performance can vary depending on operating conditions. Specifications are subject to change without notice. All specifications are nominal unless otherwise noted.