

# 150 Watt Pulse Start Lamp

# 13556 DATA SHEET



**UNI-FORM**  
PULSE START METAL HALIDE LIGHTING SYSTEMS

## MH 150W/U/ED28/PS/740

### GENERAL Characteristics

Lamp Type	MH Pulse Start Single Ended
ANSI Code	M102/E
Bulb Shape	ED28
Base Type	Mogul (E39)
Bulb Finish	Clear
Rated Life (V)	15000 hours
Rated Life (H)	11250 hours
Operating Position	Universal

### ELECTRICAL

Lamp Watts	150
Lamp Oper. Voltage (Nom.)	95

### SUSTAINABILITY

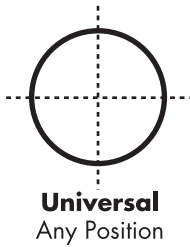
Mercury Amount (mg)	9.5
Picograms of Hg per Mean Lumen Hour (V)	60

### PHOTOMETRIC

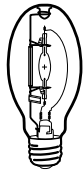
Initial Lumens / LPW (V)	14000 / 93
Initial Lumens / LPW (H)	12600 / 84
Lamp Lumen Depreciation (LLD)	0.75 (75%) @ 6000 hours
Correlated Color Temperature	4000K
Chromaticity Coordinates (CIE-x,y)	.385 .390
Color Rendering Index (CRI) $R_a$	68

### NOTES

- Lamp performance ratings published in this data sheet are based upon operation with magnetic ballasts.
- Performance ratings of Universal lamps are based upon Vertical ( $\pm 15^\circ$ ) operation.
- Minimum Starting Temperature:  $-40^\circ\text{C}/^\circ\text{F}$ .
- To calculate nighttime Scotopic lumens, multiply the lumen rating by the S/P ratio (1.7).



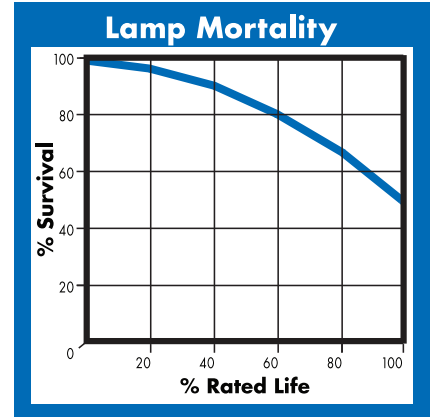
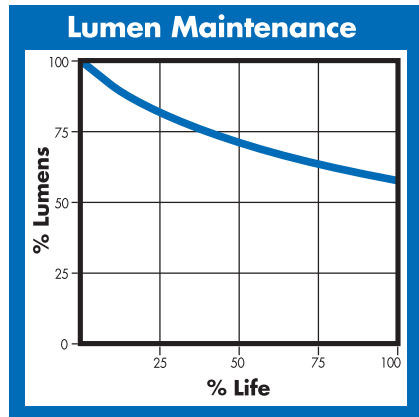
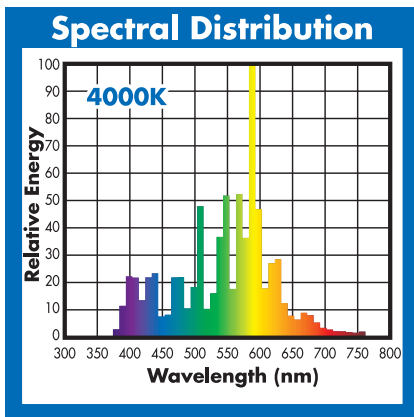
**ED28**



Dia. = 3.5" (90mm)  
MOL = 8.3" (211mm)  
LCL = 5.0" (127mm)  
Base = Mogul (E39)

### PHYSICAL

Bulb Diameter	3.5" (90mm)
Max. Overall Length (MOL)	8.3" (211mm)
Light Center Length (LCL)	5.0" (127mm)
Effective Arc Length	19.0 mm
Max. Base Temperature ( $^\circ\text{C}$ )	210
Max. Bulb Temperature ( $^\circ\text{C}$ )	400
Socket Pulse Rating (KV)	4
Luminaire Type	Enclosed Rated



**(800) 451-2606**

6675 Parkland Blvd., Suite 100  
Solon, Ohio 44139 USA

E-mail: [Venture\\_Lighting@VentureLighting.com](mailto:Venture_Lighting@VentureLighting.com)

**VentureLighting.com**

THIS LAMP CONFORMS TO FEDERAL STANDARD 21 CFR 1040.30  
Complies with (CE), Low Voltage (CE), WEEE and RoHS Directives

**Warning:** This lamp can cause skin burn and eye inflammation from shortwave ultraviolet radiation if outer envelope of the lamp is broken or punctured. Do not use where people will remain for more than a few minutes unless adequate shielding or other safety precautions are used. Lamps that will automatically extinguish when outer envelope is broken or punctured are commercially available.