

# 400 Watt Pulse Start Lamp

# 15678 DATA SHEET

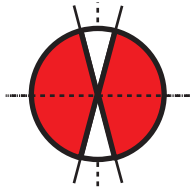


**UNI-FORM**  
PULSE START METAL HALIDE LIGHTING SYSTEMS

**SUPER PULSE START**

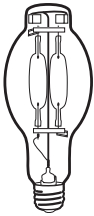
**Long Life (SPL)**

*Extended Life Lamps*



Vertical  $\pm 15^\circ$

**BT37**



Dia. = 4.6" (120mm)  
MOL = 11.5" (292mm)  
LCL = 7.0" (178mm)  
Base = Mogul (E39)

## MHL 400W/V/BT37/PS/740

### GENERAL Characteristics

|                    |                             |
|--------------------|-----------------------------|
| Lamp Type          | MH Pulse Start Single Ended |
| ANSI Code          | M155/E                      |
| Bulb Shape         | BT37                        |
| Base Type          | Mogul (E39)                 |
| Bulb Finish        | Clear                       |
| Rated Life         | 40000 hours                 |
| Operating Position | Vertical $\pm 15^\circ$     |

### ELECTRICAL

|                           |     |
|---------------------------|-----|
| Lamp Watts                | 400 |
| Lamp Oper. Voltage (Nom.) | 135 |

### SUSTAINABILITY

|                                     |      |
|-------------------------------------|------|
| Mercury Amount (mg)                 | 77.0 |
| Picograms of Hg per Mean Lumen Hour | 55   |

### PHOTOMETRIC

|                                    |                          |
|------------------------------------|--------------------------|
| Initial Lumens                     | 41000                    |
| Lumens Per Watt                    | 103                      |
| Lamp Lumen Depreciation (LLD)      | 0.86 (86%) @ 16000 hours |
| Correlated Color Temperature       | 4000K                    |
| Chromaticity Coordinates (CIE-x,y) | .385 .390                |
| Color Rendering Index (CRI) $R_a$  | 68                       |

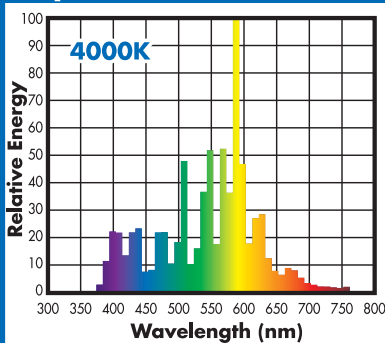
### PHYSICAL

|  |                |
|--|----------------|
| Bulb Diameter                              | 4.6" (120mm)   |
| Max. Overall Length (MOL)                  | 11.5" (292mm)  |
| Light Center Length (LCL)                  | 7.0" (178mm)   |
| Effective Arc Length                       | 39.9mm         |
| Max. Base Temperature ( $^\circ\text{C}$ ) | 230            |
| Max. Bulb Temperature ( $^\circ\text{C}$ ) | 450            |
| Socket Pulse Rating (KV)                   | 4              |
| Luminaire Type                             | Enclosed Rated |

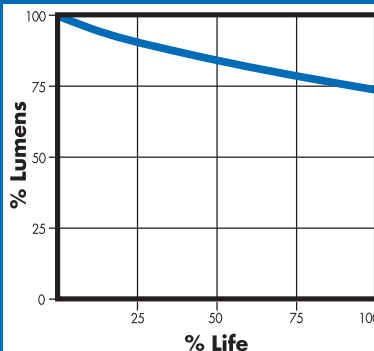
### NOTES

- Lamp performance ratings published in this data sheet are based upon operation with approved electronic ballasts.
- Operation of position-rated lamps outside of their tolerances will result in poor performance.
- Minimum Starting Temperature:  $-40^\circ\text{C}/^\circ\text{F}$ .
- To calculate nighttime Scotopic lumens, multiply the lumen rating by the S/P ratio (1.7).

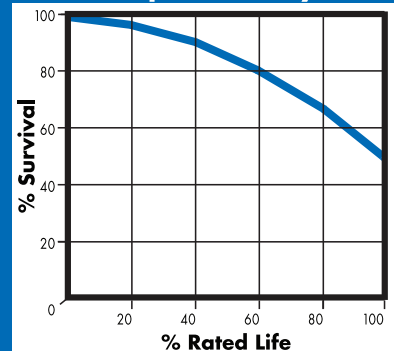
### Spectral Distribution



### Lumen Maintenance



### Lamp Mortality



**(800) 451-2606**

6675 Parkland Blvd., Suite 100

Solon, Ohio 44139 USA

E-mail: [Venture\\_Lighting@VentureLighting.com](mailto:Venture_Lighting@VentureLighting.com)

**VentureLighting.com**

THIS LAMP CONFORMS TO FEDERAL STANDARD 21 CFR 1040.30  
Complies with (CE), Low Voltage (CE), WEEE and RoHS Directives

**Warning:** This lamp can cause skin burn and eye inflammation from shortwave ultraviolet radiation if outer envelope of the lamp is broken or punctured. Do not use where people will remain for more than a few minutes unless adequate shielding or other safety precautions are used. Lamps that will automatically extinguish when outer envelope is broken or punctured are commercially available.