



## MS 1000W/HOR/SPORT 60

### GENERAL Characteristics

|                    |                           |
|--------------------|---------------------------|
| Lamp Type          | Standard MH Single Ended  |
| ANSI Code          | M47/E                     |
| Bulb Shape         | BT56                      |
| Base Type          | Mogul POMB (EP39)         |
| Bulb Finish        | Clear                     |
| Rated Life         | 12000 hours               |
| Operating Position | Horizontal $\pm 60^\circ$ |

### ELECTRICAL

|                           |      |
|---------------------------|------|
| Lamp Watts                | 1000 |
| Lamp Oper. Voltage (Nom.) | 263  |
| Dimming                   |      |

### SUSTAINABILITY

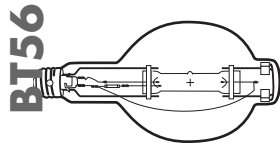
|                                     |       |
|-------------------------------------|-------|
| Mercury Amount (mg)                 | 149.4 |
| Picograms of Hg per Mean Lumen Hour | 144   |

### PHOTOMETRIC

|                                    |                   |
|------------------------------------|-------------------|
| Initial Lumens                     | 115000            |
| Lumens Per Watt                    | 115               |
| Lamp Lumen Depreciation (LLD)      | 0.75 (75%) @ 4800 |
| Correlated Color Temperature       | 3400K             |
| Chromaticity Coordinates (CIE-x,y) | .410 .390         |
| Color Rendering Index (CRI) $R_a$  | 70                |

### NOTES

- Lamp performance ratings published in this data sheet are based upon operation with magnetic ballasts.
- Operation of position-rated lamps outside of their tolerances will result in poor performance.
- Permitted rotation about axis  $\pm 15^\circ$ .
- To calculate nighttime Scotopic lumens, multiply the lumen rating by the S/P ratio (1.4).

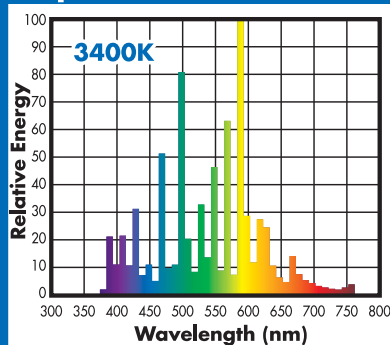


Dia. = 7.0" (180mm)  
MOL = 15.3" (391mm)  
LCL = 9.5" (241mm)  
Base = Mogul POMB (EP39)

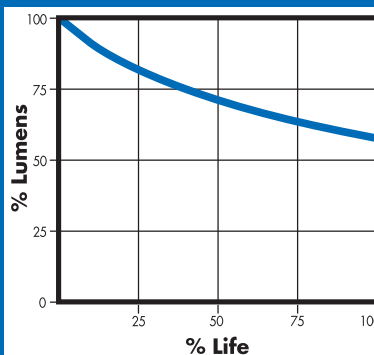
### PHYSICAL

|  |                |
|--|----------------|
| Bulb Diameter                              | 7.0" (180mm)   |
| Max. Overall Length (MOL)                  | 15.3" (391mm)  |
| Light Center Length (LCL)                  | 9.5" (241mm)   |
| Effective Arc Length                       | 77.0 mm        |
| Max. Base Temperature ( $^\circ\text{C}$ ) | 250            |
| Max. Bulb Temperature ( $^\circ\text{C}$ ) | 430            |
| Socket Pulse Rating (KV)                   | -              |
| Luminaire Type                             | Enclosed Rated |

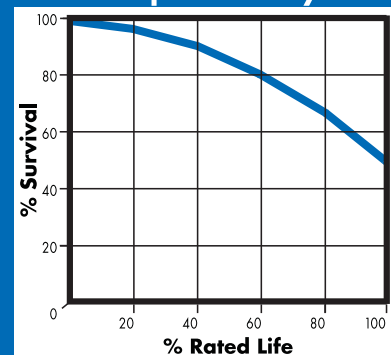
### Spectral Distribution



### Lumen Maintenance



### Lamp Mortality



**(800) 451-2606**

7905 Cochran Road, Suite 300  
Glenwillow, Ohio 44139 USA

E-mail: [Venture\\_Lighting@VentureLighting.com](mailto:Venture_Lighting@VentureLighting.com)

**VentureLighting.com**

THIS LAMP CONFORMS TO FEDERAL STANDARD 21 CFR 1040.30  
Complies with (CE), Low Voltage (CE), WEEE and RoHS Directives

**Warning:** This lamp can cause skin burn and eye inflammation from shortwave ultraviolet radiation if outer envelope of the lamp is broken or punctured. Do not use where people will remain for more than a few minutes unless adequate shielding or other safety precautions are used. Lamps that will automatically extinguish when outer envelope is broken or punctured are commercially available.