



MS 1000W/HOR/BT37/4K

GENERAL Characteristics

Lamp Type	Standard MH Single Ended
ANSI Code	M47/E
Bulb Shape	BT37
Base Type	Mogul POMB (EP39)
Bulb Finish	Clear
Rated Life	12000 hours
Operating Position	Horizontal $\pm 45^\circ$

ELECTRICAL

Lamp Watts	1000
Lamp Oper. Voltage (Nom.)	263
Dimming	

SUSTAINABILITY

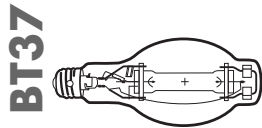
Mercury Amount (mg)	127.0
Picograms of Hg per Mean Lumen Hour	148

PHOTOMETRIC

Initial Lumens	11000
Lumens Per Watt	110
Lamp Lumen Depreciation (LLD)	0.65 (65%) @ 4800
Correlated Color Temperature	4000K
Chromaticity Coordinates (CIE-x,y)	.385 .390
Color Rendering Index (CRI) R_a	70

NOTES

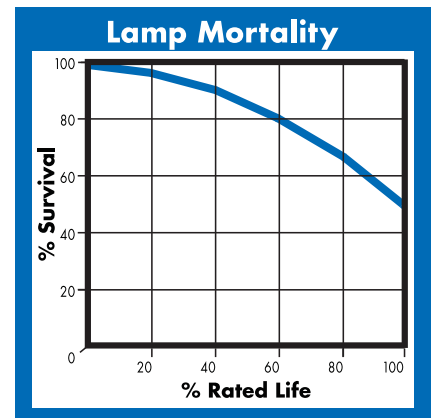
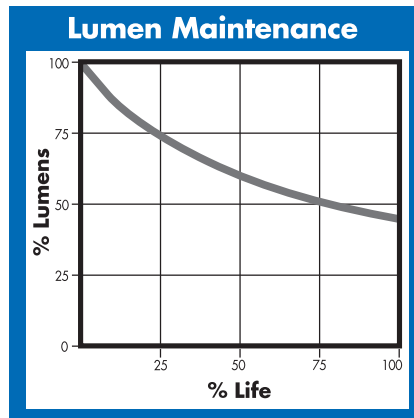
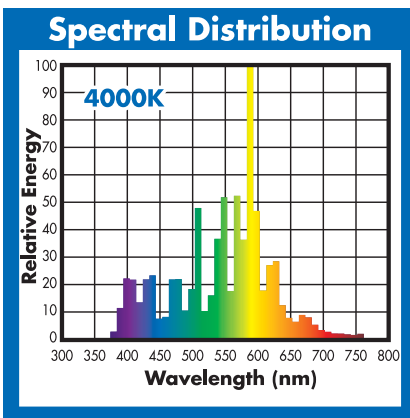
- Lamp performance ratings published in this data sheet are based upon operation with magnetic ballasts.
- Operation of position-rated lamps outside of their tolerances will result in poor performance.
- Permitted rotation about axis $\pm 15^\circ$.
- To calculate nighttime Scotopic lumens, multiply the lumen rating by the S/P ratio (1.7).



Dia. = 4.6" (120mm)
 MOL = 11.5" (292mm)
 LCL = 7.0" (178mm)
 Base = Mogul POMB (EP39)

PHYSICAL

Bulb Diameter	4.6" (120mm)
Max. Overall Length (MOL)	11.5" (292mm)
Light Center Length (LCL)	7.0" (178mm)
Effective Arc Length	77.0mm
Max. Base Temperature (°C)	250
Max. Bulb Temperature (°C)	450
Socket Pulse Rating (KV)	-
Luminaire Type	Enclosed Rated



(800) 451-2606

7905 Cochran Road, Suite 300
Glenwillow, Ohio 44139 USA

E-mail: Venture_Lighting@VentureLighting.com

VentureLighting.com

THIS LAMP CONFORMS TO FEDERAL STANDARD 21 CFR 1040.30
Complies with (CE), Low Voltage (CE), WEEE and RoHS Directives

Warning: This lamp can cause skin burn and eye inflammation from shortwave ultraviolet radiation if outer envelope of the lamp is broken or punctured. Do not use where people will remain for more than a few minutes unless adequate shielding or other safety precautions are used. Lamps that will automatically extinguish when outer envelope is broken or punctured are commercially available.